

**MEDIUM
DUTY
STAINLESS STEEL**

INDUSTRIAL

SERIES: SSDRLCTP

BRACKET: **STAINLESS STEEL**
 WHEEL: **SYNTHETIC NON MARKING**
 BEARING: **PLAIN**



MEDIUM



SSDRLCTP									
SWIVEL									
SS50DRL4CTP	50	20		60x60	43x43	6.3	24	69.5	50
SS75DRL4CTP	75	23		60x60	43x43	6.3	28	100	80



SSDRLCTP									
FIXED									
SS50DRL8CTP	50	20		60x60	43x43	6.3		69.5	50
SS75DRL8CTP	75	23		60x60	43x43	6.3		69.5	80



SSDRLCTP									
BRAKED									
SS50DRL4CTPSWB	50	20		60x60	43x43	6.3	24	69.5	50
SS75DRL4CTPSWB	75	23		60x60	43x43	6.3	28	100	80




SSDRLCTP									
BOLT HOLE									
SS50DRLBH1OCTP	50	20				10.5	24	68	40
SS75DRLBH1OCTP	75	23				10.5	28	98	50



SSDRLCTP									
BOLT HOLE BRAKED									
SS50DRLBH1OCTPSWB	50	20				10.5	24	68	40
SS75DRLBH1OCTPSWB	75	23				10.5	28	98	50



DIFFERENT COLOUR WHEELS AVAILABLE





INDUSTRIAL

SERIES: SSDRLNY

BRACKET: **STAINLESS STEEL**
 WHEEL: **NYLON**
 BEARING: **PLAIN**

STAINLESS STEEL
INOX

MEDIUM



SSDRLNY									
SWIVEL									
SS50DRL4NY	50	20		60x60	43x43	6.3	24	69.5	40
SS75DRL4NY	75	25		60x60	43x43	6.3	28	100	50



SSDRLNY									
FIXED									
SS50DRL8NY	50	20		60x60	43x43	6.3		69.5	40
SS75DRL8NY	75	25		60x60	43x43	6.3		69.5	50



SSDRLNY									
BRAKED									
SS50DRL4NYSWB	50	20		60x60	43x43	6.3	24	69.5	40
SS75DRL4NYSWB	75	25		60x60	43x43	6.3	28	100	50



SSDRLNY									
BOLT HOLE									
SS50DRLBH10NY	50	20					10.5	24	68
SS75DRLBH10NY	75	25					10.5	28	98



SSDRLNY									
BOLT HOLE BRAKED									
SS50DRLBH10NYSWB	50	20					10.5	24	68
SS75DRLBH10NYSWB	75	25					10.5	28	98

STAINLESS STEEL
INOX



INDUSTRIAL

SERIES: SSDRLTPR

BRACKET: **STAINLESS STEEL**
 WHEEL: **SYNTHETIC NON-MARKING**
 GREY RUBBER ON PLASTIC CENTRE
 BEARING: **PLAIN**


STAINLESS STEEL
INOX



MEDIUM




SSDRLTPR										
SWIVEL										
SS50DRL4TPR	50	20		60x60	43x43	6.3	24	69.5	40	
SS75DRL4TPR	75	23		60x60	43x43	6.3	28	100	50	



SSDRLTPR									
FIXED									
SS50DRL8TPR	50	20		60x60	43x43	6.3		69.5	40
SS75DRL8TPR	75	23		60x60	43x43	6.3		100	50



SSDRLTPR									
BRAKED									
SS50DRL4TPRSWB	50	20		60x60	43x43	6.3	24	69.5	40
SS75DRL4TPRSWB	75	23		60x60	43x43	6.3	28	100	50



SSDRLTPR									
BOLT HOLE									
SS50DRLBH1OTPR	50	20				10.5	24	68	40
SS75DRLBH1OTPR	75	23				10.5	28	98	50



SSDRLTPR									
BOLT HOLE BRAKED									
SS50DRLBH1OTPRSWB	50	20				10.5	24	68	40
SS75DRLBH1OTPRSWB	75	23				10.5	28	98	50

STAINLESS STEEL
INOX





INDUSTRIAL

SERIES: SSDRNY

BRACKET: **STAINLESS STEEL**
 WHEEL: **NYLON**
 BEARING: **PLAIN**

STAINLESS STEEL
INOX

MEDIUM



SSDRNY SWIVEL										
SS80DR4NY	80	35		105x85	80x60	9	37.5	106	200	
SS100DR4NY	100	35		105x85	80x60	9	40	128	200	
SS125DR4NY	125	35		105x85	80x60	9	47	152	270	
SS160DR4NY	160	45		135x105	105x80	11	65	195	350	
SS200DR4NY	200	50		135x105	105x80	11	68	237	350	



SSDRNY FIXED									
SS80DR8NY	80	35		105x85	80x60	9		106	200
SS100DR8NY	100	35		105x85	80x60	9		128	200
SS125DR8NY	125	35		105x85	80x60	9		152	270
SS160DR8NY	160	45		135x105	105x80	11		195	350
SS200DR8NY	200	50		135x105	105x80	11		237	350



SSDRNY BRAKED									
SS80DR4NYSWB	80	35		105x85	80x60	9	37.5	106	200
SS100DR4NYSWB	100	35		105x85	80x60	9	40	128	200
SS125DR4NYSWB	125	35		105x85	80x60	9	47	152	270
SS160DR4NYSWB	160	45		135x105	105x80	11	65	195	350
SS200DR4NYSWB	200	50		135x105	105x80	11	68	237	350




SSDRNY BOLT HOLE									
SS80DRBH12NY	80	35				12.1	37.5	106	200
SS100DRBH12NY	100	35				12.1	40	128	200
SS125DRBH12NY	125	35				12.1	47	152	270



SSDRNY BOLT HOLE BRAKED									
SS80DRBH12NYSWB	80	35				12.1	37.5	106	200
SS100DRBH12NYSWB	100	35				12.1	40	128	200
SS125DRBH12NYSWB	125	35				12.1	47	152	270

STAINLESS STEEL
INOX




Only on 80, 100 and 125mm.

INDUSTRIAL

SERIES: SDRGR

BRACKET: STAINLESS STEEL
WHEEL: GREY NON-MARKING
RUBBER ON PLASTIC CENTRE
BEARING: ROLLER

STAINLESS STEEL
INOX



MEDIUM



SSDRGR SWIVEL										
SS80DR4GRB	80	30		105x85	80x60	9	37.5	106	65	
SS100DR4GRB	100	32		105x85	80x60	9	40	128	80	
SS125DR4GRB	125	37		105x85	80x60	9	47	152	100	
SS160DR4GRB	160	40		135x105	105x80	11	65	195	175	
SS200DR4GRB	200	50		135x105	105x80	11	68	237	205	



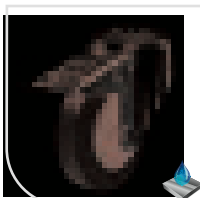
SSDRGR FIXED										
SS80DR8GRB	80	30		105x85	80x60	9		106	65	
SS100DR8GRB	100	32		105x85	80x60	9		128	80	
SS125DR8GRB	125	37		105x85	80x60	9		152	100	
SS160DR8GRB	160	40		135x105	105x80	11		195	175	
SS200DR8GRB	200	50		135x105	105x80	11		237	205	



SSDRGR BRAKED										
SS80DR4GRBSWB	80	30		105x85	80x60	9	37.5	106	65	
SS100DR4GRBSWB	100	32		105x85	80x60	9	40	128	80	
SS125DR4GRBSWB	125	37		105x85	80x60	9	47	152	100	
SS160DR4GRBSWB	160	40		135x105	105x80	11	65	195	175	
SS200DR4GRBSWB	200	50		135x105	105x80	11	68	237	205	



SSDRGR BOLT HOLE										
SS80DRBH12GRB	80	30					12.1	37.5	106	65
SS100DRBH12GRB	100	32					12.1	40	128	80
SS125DRBH12GRB	125	37					12.1	47	152	100



SSDRGR BOLT HOLE BRAKED										
SS80DRBH12GRBSWB	80	30					12.1	37.5	106	65
SS100DRBH12GRBSWB	100	32					12.1	40	128	80
SS125DRBH12GRBSWB	125	37					12.1	47	152	100

STAINLESS STEEL
INOX



INDUSTRIAL

SERIES: SSDRTPR

BRACKET: **STAINLESS STEEL**
 WHEEL: **SYNTHETIC NON-MARKING**
 GREY RUBBER ON PLASTIC CENTRE
 BEARING: **PLAIN**

STAINLESS STEEL
INOX

MEDIUM



SSDRTPR										
SWIVEL										
SS80DR4TPR	80	32		105X85	80x60	9	37.5	106		60
SS100DR4TPR	100	32		105x85	80x60	9	40	128		80
SS125DR4TPR	125	32		105x85	80x60	9	47	152		100



SSDRTPR										
FIXED										
SS80DR8TPR	80	32		105X85	80x60	9		106		60
SS100DR8TPR	100	32		105x85	80x60	9		128		80
SS125DR8TPR	125	32		105x85	80x60	9		152		100



SSDRTPR										
BRAKED										
SS80DR4TPRSWB	80	32		105X85	80x60	9	37.5	106		60
SS100DR4TPRSWB	100	32		105x85	80x60	9	40	128		80
SS125DR4TPRSWB	125	32		105x85	80x60	9	47	152		100



SSDRTPR										
BOLT HOLE										
SS80DRBH12TPR	80	32					9	37.5	106	60
SS100DRBH12TPR	100	32					9	40	128	80
SS125DRBH12TPR	125	32					9	47	152	100



SSDRTPR										
BOLT HOLE BRAKED										
SS80DRBH12TPRSWB	80	32					9	37.5	106	60
SS100DRBH12TPRSWB	100	32					9	40	128	80
SS125DRBH12TPRSWB	125	32					9	47	152	100

STAINLESS STEEL
INOX



INDUSTRIAL

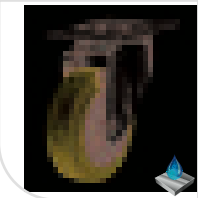
SERIES: SSDRBN

BRACKET: STAINLESS STEEL
 WHEEL: ELASTIC RUBBER
 ON NYLON CENTRE NON-MARKING
 BEARING: ROLLER

STAINLESS STEEL
INOX



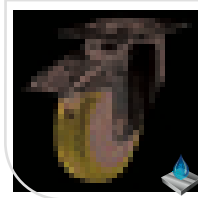
MEDIUM



SSDRBN										
SWIVEL										
SS80DR4BNB	80	34		105x85	80x60	9	37.5	106	150	
SS100DR4BNB	100	34		105x85	80x60	9	40	128	180	
SS125DR4BNB	125	36		105x85	80x60	9	47	152	250	
SS160DR4BNB	160	45		135x105	105x80	11	65	195	350	
SS200DR4BNB	200	45		135x105	105x80	11	68	237	350	



SSDRBN									
FIXED									
SS80DR8BNB	80	34		105x85	80x60	9		106	150
SS100DR8BNB	100	34		105x85	80x60	9		128	180
SS125DR8BNB	125	36		105x85	80x60	9		152	250
SS160DR8BNB	160	45		135x105	105x80	11		195	350
SS200DR8BNB	200	45		135x105	105x80	11		237	350



SSDRBN									
BRAKED									
SS80DR4BNBSWB	80	34		105x85	80x60	9	37.5	106	150
SS100DR4BNBSWB	100	34		105x85	80x60	9	40	128	180
SS125DR4BNBSWB	125	36		105x85	80x60	9	47	152	250
SS160DR4BNBSWB	160	45		135x105	105x80	11	65	195	350
SS200DR4BNBSWB	200	45		135x105	105x80	11	68	237	350



SSDRBN									
BOLT HOLE									
SS80DRBH12BNB	80	34				12.1	37.5	106	150
SS100DRBH12BNB	100	34				12.1	40	128	180
SS125DRBH12BNB	125	36				12.1	47	152	250



SSDRBN									
BOLT HOLE BRAKED									
SS80DRBH12BNBSWB	80	34				12.1	37.5	106	150
SS100DRBH12BNBSWB	100	34				12.1	40	128	180
SS125DRBH12BNBSWB	125	36				12.1	47	152	250

STAINLESS STEEL
INOX





INDUSTRIAL

SERIES: **SSLVHT/G/BJG**

BRACKET: **STAINLESS STEEL**
 WHEEL: **HIGH TEMPERATURE RESISTANT**
 WHEELS 220 °C, 260 °C OR 280 °C
 BEARING: **PLAIN / BALL BEARING**



MEDIUM



SSLVHT/G									
SWIVEL									KG
SS100LV4HT 220	100	38		105x85	80x60	9	40	128	150
SS100LV4HTG 280	100	38		105x85	80x60	9	40	128	200



SSLVHT/G									
FIXED									KG
SS100LV8HT 220	100	38		105x85	80x60	9		128	150
SS100LV8HTG 280	100	38		105x85	80x60	9		128	200



SSLVHT/G									
BOLT HOLE									KG
SS100LVBH12HT 220	100	38					12.1	40	128
SS100LVBH12HTG 280	100	38					12.1	40	200



SSLVHTBJG									
SWIVEL									KG
SS80LV4HT 260	80	30		105x85	80x60	9	40	106	200
SS80LV4HTBJG 260	80	30		105x85	80x60	9	40	106	200
SS100LV4HT 260	100	32		105x85	80x60	9	40	128	220
SS100LV4HTBJG 260	100	32		105x85	80x60	9	40	128	220
SS125LV4HT 260	125	40		105x85	80x60	9	40	155	250
SS125LV4HTBJG 260	125	40		105x85	80x60	9	40	155	250



SSLVHTBJG									
FIXED									KG
SS80LV8HT 260	80	30		105x85	80x60	9		106	200
SS80LV8HTBJG 260	80	30		105x85	80x60	9		106	200
SS100LV8HT 260	100	32		105x85	80x60	9		128	220
SS100LV8HTBJG 260	100	32		105x85	80x60	9		128	220
SS125LV8HT 260	125	40		105x85	80x60	9		155	250
SS125LV8HTBJG 260	125	40		105x85	80x60	9		155	250



SSLVHTBJG									
BOLT HOLE									KG
SS80LVBH12HT 260	80	30					12.1	40	106
SS80LVBH12HTBJG 260	80	30					12.1	40	106
SS100LVBH12HT 260	100	32					12.1	40	128
SS100LVBH12HTBJG 260	100	32					12.1	40	128
SS125LVBH12HT 260	125	40					12.1	40	155
SS125LVBH12HTBJG 260	125	40					12.1	40	155

260°C CONSTANT (280°C SHORT PERIODS)(SSLVHTBJG ONLY)

INDUSTRIAL

SERIES: SSDRPNO

BRACKET: **STAINLESS STEEL**
 WHEEL: **POLYURETHANE**
 ON **NYLON CENTRE**
 BEARING: **PLAIN**

STAINLESS STEEL
INOX



MEDIUM



SSDRPNO										
SWIVEL										
SS80DR4PNO	80	30		105x85	80x60	9	37.5	106	100	
SS100DR4PNO	100	30		105x85	80x60	9	40	128	150	
SS125DR4PNO	125	35		105x85	80x60	9	47	152	200	
SS160DR4PNO	160	38		135x105	105x80	11	65	195	250	
SS200DR4PNO	200	50		135x105	105x80	11	68	237	350	



SSDRPNO									
FIXED									
SS80DR8PNO	80	30		105x85	80x60	9		106	100
SS100DR8PNO	100	30		105x85	80x60	9		128	150
SS125DR8PNO	125	35		105x85	80x60	9		152	200
SS160DR8PNO	160	38		135x105	105x80	11		195	250
SS200DR8PNO	200	50		135x105	105x80	11		237	350



SSDRPNO									
BRAKED									
SS80DR4PNOSWB	80	30		105x85	80x60	9	37.5	106	100
SS100DR4PNOSWB	100	30		105x85	80x60	9	40	128	150
SS125DR4PNOSWB	125	35		105x85	80x60	9	47	152	200
SS160DR4PNOSWB	160	38		135x105	105x80	11	65	195	250
SS200DR4PNOSWB	200	50		135x105	105x80	11	68	237	350




SSDRPNO									
BOLT HOLE									
SS80DRBH12PNO	80	30					12.1	37.5	106
SS100DRBH12PNO	100	30					12.1	40	128
SS125DRBH12PNO	125	35					12.1	47	152



SSDRPNO									
BOLT HOLE BRAKED									
SS80DRBH12PNOSWB	80	30					12.1	37.5	106
SS100DRBH12PNOSWB	100	30					12.1	40	128
SS125DRBH12PNOSWB	125	35					12.1	47	152

STAINLESS STEEL
INOX



INDUSTRIAL

SERIES: SSDREPN

BRACKET: **STAINLESS STEEL**
 WHEEL: **ELASTIC POLYURETHANE**
 ON **NYLON CENTRE**
 BEARING: **PLAIN**

STAINLESS STEEL
INOX



MEDIUM



SSDREPN										
SWIVEL										
SS80DR4EPN	80	32		105x85	80x60	9	37.5	106	100	
SS100DR4EPN	100	32		105x85	80x60	9	40	128	150	
SS125DR4EPN	125	32		105x85	80x60	9	47	152	175	
SS150DR4EPN	150	42		135x105	105x80	11	65	190	200	
SS200DR4EPN	200	50		135x105	105x80	11	68	237	250	



SSDREPN									
FIXED									
SS80DR8EPN	80	32		105x85	80x60	9		106	100
SS100DR8EPN	100	32		105x85	80x60	9		128	150
SS125DR8EPN	125	32		105x85	80x60	9		152	175
SS150DR8EPN	150	42		135x105	105x80	11		190	200
SS200DR8EPN	200	50		135x105	105x80	11		237	250



SSDREPN									
BRAKED									
SS80DR4EPNSWB	80	32		105x85	80x60	9	37.5	106	100
SS100DR4EPNSWB	100	32		105x85	80x60	9	40	128	150
SS125DR4EPNSWB	125	32		105x85	80x60	9	47	152	175
SS200DR4EPNSWB	200	50		135x105	105x80	11	68	237	250



SSDREPN									
BOLT HOLE									
SS80DRBH12EPN	80	32				12.1	37.5	106	100
SS100DRBH12EPN	100	32				12.1	40	128	150
SS125DRBH12EPN	125	32				12.1	47	152	175



SSDREPN									
BOLT HOLE BRAKED									
SS80DRBH12EPNSWB	80	32				12.1	37.5	106	100
SS100DRBH12EPNSWB	100	32				12.1	40	128	150
SS125DRBH12EPNSWB	125	32				12.1	47	152	175

